



THE UNIVERSITY OF TEXAS AT DALLAS

# Feature Detection and Matching: Detectors and Descriptors I


CS 6384 Computer Vision

Professor Yapeng Tian

Department of Computer Science

Slides borrowed from Professor Yu Xiang.


# Feature Detection and Matching




Geometry-aware Feature Matching for Structure from Motion Applications. Shah et al, WACV'15  
Applications: stereo matching, image stitching, 3D reconstruction, camera pose estimation, object recognition

# Matching with Features

Detecting features




Matching Features





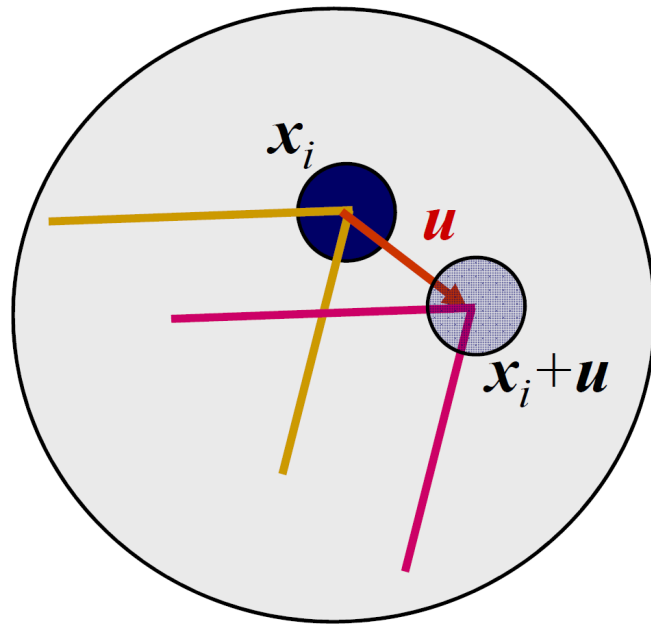
# Feature Detectors

How to find image locations that can be reliably matched with images?

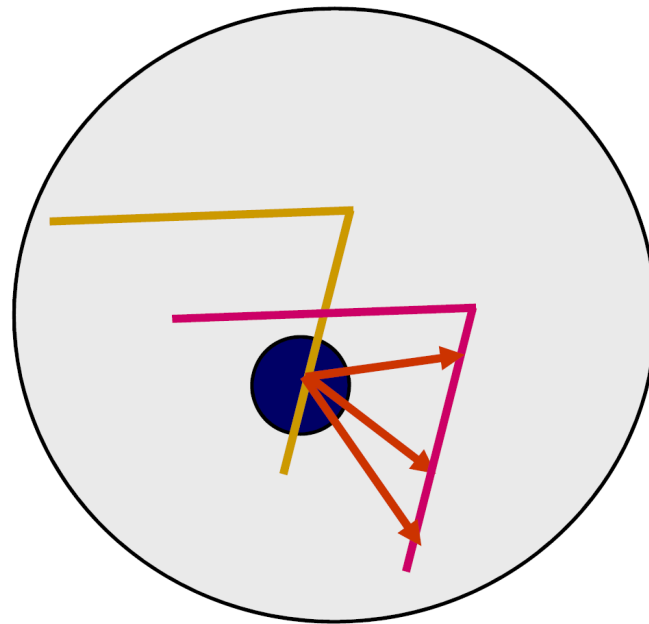




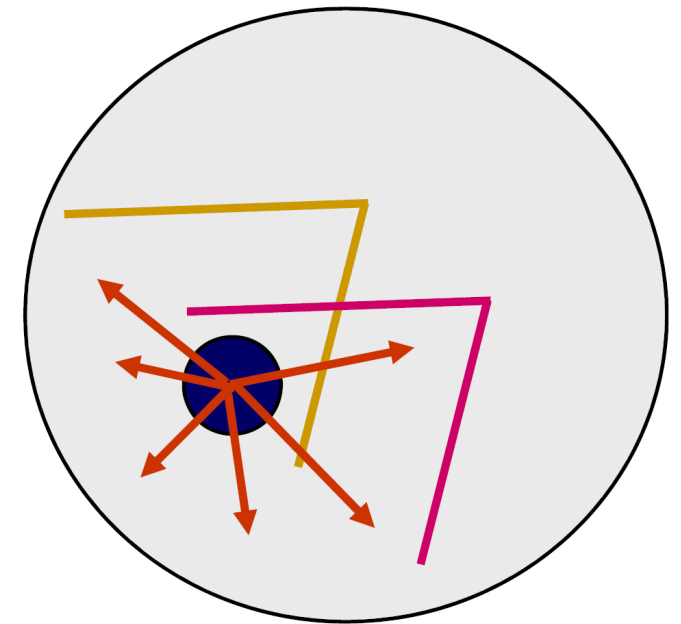
# Feature Detectors



(a)  
Corner



(b)  
Edge



(c)  
Textureless region

# Preliminary: Linear Filtering

45	60	98	127	132	133	137	133
46	65	98	123	126	128	131	133
47	65	96	115	119	123	135	137
47	63	91	107	113	122	138	134
50	59	80	97	110	123	133	134
49	53	68	83	97	113	128	133
50	50	58	70	84	102	116	126
50	50	52	58	69	86	101	120

$f(x,y)$

0.1	0.1	0.1
0.1	0.2	0.1
0.1	0.1	0.1

$h(x,y)$

69	95	116	125	129	132
68	92	110	120	126	132
66	86	104	114	124	132
62	78	94	108	120	129
57	69	83	98	112	124
53	60	71	85	100	114

$g(x,y)$

Cross-Correlation 
$$g(i, j) = \sum_{k,l} f(i + k, j + l)h(k, l)$$



$$g = f \otimes h$$

Kernel

# Preliminary: Box Filter

Replace a pixel with a local average (smoothing)

$$\frac{1}{9} \begin{array}{|c|c|c|} \hline | & | & | \\ \hline | & | & | \\ \hline | & | & | \\ \hline \end{array}$$





# Preliminary: Separable Filtering

A 2D convolution can be performed by a **1D horizontal** convolution followed a **1D vertical** convolution

$$\mathbf{K} = \mathbf{v}\mathbf{h}^T$$

$n \times n$        $n \times 1$        $1 \times n$

Outer product

# Preliminary: Separable Filtering

$\frac{1}{K^2}$	1	1	...	1
	1	1	...	1
	⋮	⋮	1	⋮
	1	1	...	1


$\frac{1}{16}$	1	2	1
	2	4	2
	1	2	1

$\frac{1}{256}$	1	4	6	4	1
	4	16	24	16	4
	6	24	36	24	6
	4	16	24	16	4
	1	4	6	4	1


$\frac{1}{K}$	1	1	...	1
---------------	---	---	-----	---

$\frac{1}{4}$	1	2	1
---------------	---	---	---


$\frac{1}{16}$	1	4	6	4	1
----------------	---	---	---	---	---



(a) box,  $K = 5$






(b) bilinear



(c) “Gaussian”

# Preliminary: Image Gradient





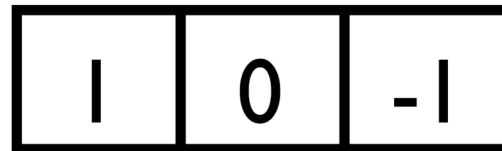
# Preliminary: Image Gradient

Derivative of a function  $f'(x) = \lim_{h \rightarrow 0} \frac{f(x + h) - f(x)}{h}$

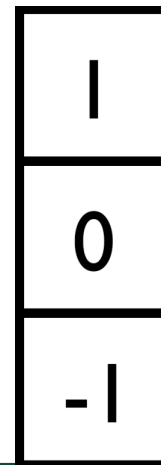
Central difference is more accurate  $f'(x) = \lim_{h \rightarrow 0} \frac{f(x + 0.5h) - f(x - 0.5h)}{h}$

Image gradient with central difference

- Applying a filter



X derivative



Y derivative

# Preliminary: Image Gradient

Sobel Filter

$$\begin{array}{|c|c|c|} \hline 1 & 0 & -1 \\ \hline 2 & 0 & -2 \\ \hline 1 & 0 & -1 \\ \hline \end{array} = \begin{array}{|c|} \hline 1 \\ \hline 2 \\ \hline 1 \\ \hline \end{array} \begin{array}{|c|c|c|} \hline 1 & 0 & -1 \\ \hline \end{array}$$

Sobel

weighted average  
and scaling

x-derivative

$$\mathbf{S}_x = \begin{array}{|c|c|c|} \hline 1 & 0 & -1 \\ \hline 2 & 0 & -2 \\ \hline 1 & 0 & -1 \\ \hline \end{array}$$

$$\frac{\partial f}{\partial x} = \mathbf{S}_x \otimes f$$


$$\mathbf{S}_y = \begin{array}{|c|c|c|} \hline 1 & 2 & 1 \\ \hline 0 & 0 & 0 \\ \hline -1 & -2 & -1 \\ \hline \end{array}$$

$$\frac{\partial f}{\partial y} = \mathbf{S}_y \otimes f$$


$$\nabla f = \left[ \frac{\partial f}{\partial x}, \frac{\partial f}{\partial y} \right]$$

# Image Gradient Direction


Some gradients



$$\nabla f = \left[ \frac{\partial f}{\partial x}, 0 \right]$$



$$\nabla f = \left[ 0, \frac{\partial f}{\partial y} \right]$$



$$\nabla f = \left[ \frac{\partial f}{\partial x}, \frac{\partial f}{\partial y} \right]$$


Figure Credit: S. Seitz



# Image Gradient

Gradient: direction of maximum change.  
What's the relationship to edge direction?

$I_x$

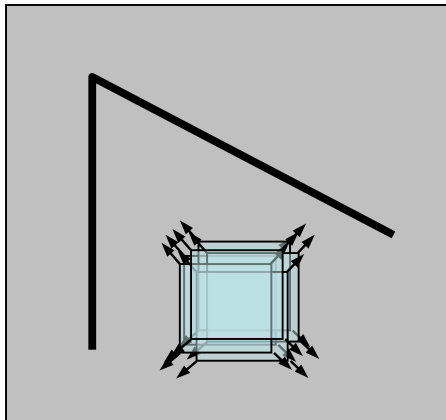


$I_y$

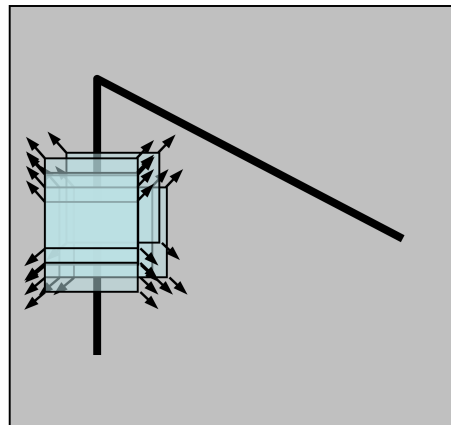


# Harris Corner Detector

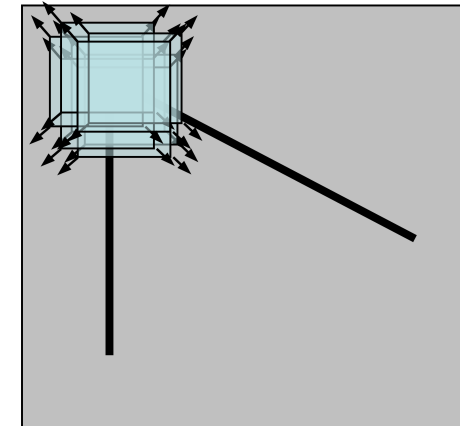
Corners are regions with large variation in intensity in all directions



“flat” region:  
no change in  
all directions



“edge”:  
no change  
along the edge  
direction

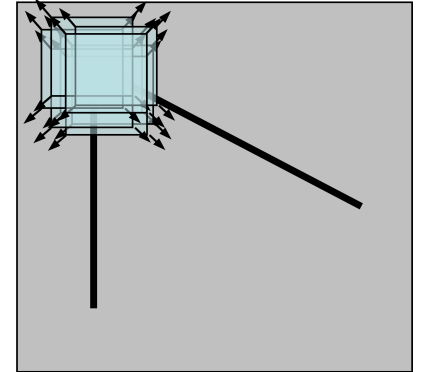


“corner”:  
significant  
change in all  
directions

# Harris Corner Detector

Grayscale image  $I(x, y)$

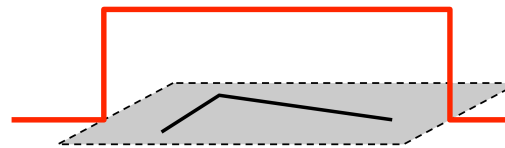
Image patch inside the window



$$f(\Delta x, \Delta y) = \sum_{x_k, y_k} w(x_k, y_k) (I(x_k, y_k) - I(x_k + \Delta x, y_k + \Delta y))^2$$

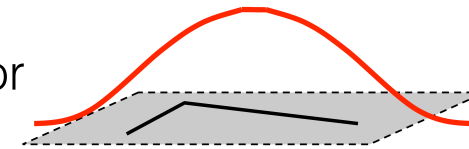
Shift (offset)

Window function



1 in window, 0 outside

or



Gaussian

sum of squared differences (SSD)

Idea: if  $f(\Delta x, \Delta y)$  is large for all  $(\Delta x, \Delta y)$ , the patch has a corner



# Harris Corner Detector

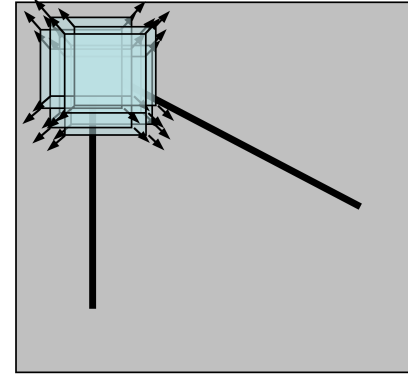
Taylor series

One dimension  $f(x_0 + \Delta x) = f(x_0) + \Delta x f'(x_0) + \frac{1}{2!} (\Delta x)^2 f''(x_0) + \dots$   
about  $x_0$

Two dimension about  $(x, y)$

$$f(x + \Delta x, y + \Delta y) = f(x, y) + [f_x(x, y) \Delta x + f_y(x, y) \Delta y] + \frac{1}{2!} [(\Delta x)^2 f_{xx}(x, y) + 2 \Delta x \Delta y f_{xy}(x, y) + (\Delta y)^2 f_{yy}(x, y)] + \frac{1}{3!} [(\Delta x)^3 f_{xxx}(x, y) + 3 (\Delta x)^2 \Delta y f_{xxy}(x, y) + 3 \Delta x (\Delta y)^2 f_{xyy}(x, y) + (\Delta y)^3 f_{yyy}(x, y)] + \dots$$

# Harris Corner Detector



Sum of squared differences

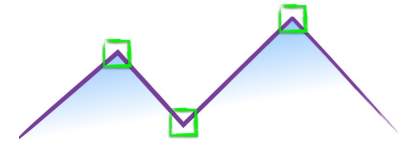
$$f(\Delta x, \Delta y) = \sum_{x_k, y_k} w(x_k, y_k) (I(x_k, y_k) - I(x_k + \Delta x, y_k + \Delta y))^2$$

First order approximation

$$I(x + \Delta x, y + \Delta y) \approx I(x, y) + I_x(x, y)\Delta x + I_y(x, y)\Delta y$$

X derivative

Y derivative



$$f(\Delta x, \Delta y) \approx \sum_{x, y} w(x, y) (I_x(x, y)\Delta x + I_y(x, y)\Delta y)^2$$

$$f(\Delta x, \Delta y) \approx (\Delta x \quad \Delta y) M \begin{pmatrix} \Delta x \\ \Delta y \end{pmatrix} \quad M = \sum_{x, y} w(x, y) \begin{bmatrix} I_x^2 & I_x I_y \\ I_x I_y & I_y^2 \end{bmatrix} = \begin{bmatrix} \sum_{x, y} w(x, y) I_x^2 & \sum_{x, y} w(x, y) I_x I_y \\ \sum_{x, y} w(x, y) I_x I_y & \sum_{x, y} w(x, y) I_y^2 \end{bmatrix}$$

Idea: if  $f(\Delta x, \Delta y)$  is large for all  $(\Delta x, \Delta y)$ , the patch has a corner

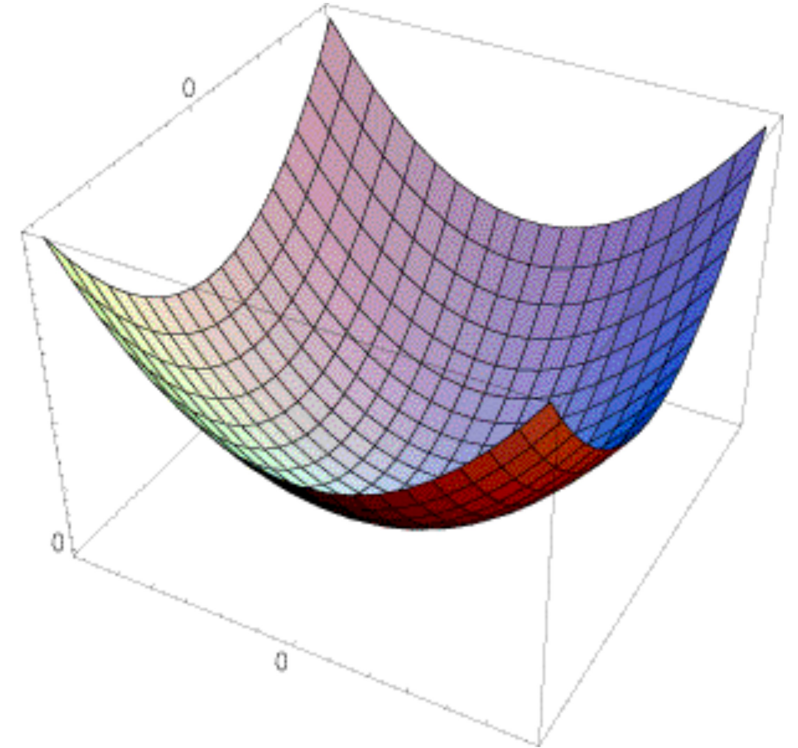
# Harris Corner Detector

A quadratic function

$$f(\Delta x, \Delta y) \approx (\Delta x \quad \Delta y) M \begin{pmatrix} \Delta x \\ \Delta y \end{pmatrix}$$

$$M = \sum_{x,y} w(x,y) \begin{bmatrix} I_x^2 & I_x I_y \\ I_x I_y & I_y^2 \end{bmatrix} = \begin{bmatrix} \sum_{x,y} w(x,y) I_x^2 & \sum_{x,y} w(x,y) I_x I_y \\ \sum_{x,y} w(x,y) I_x I_y & \sum_{x,y} w(x,y) I_y^2 \end{bmatrix}$$

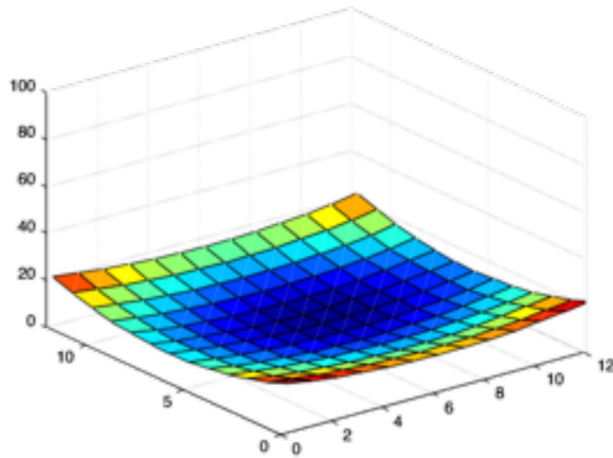
Gradient covariance matrix



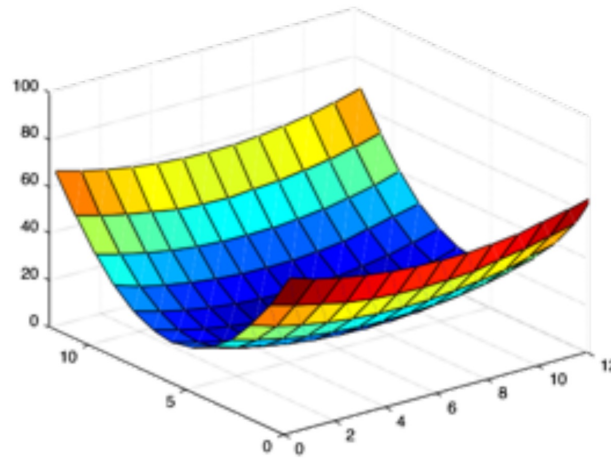
# Harris Corner Detector

A quadratic function

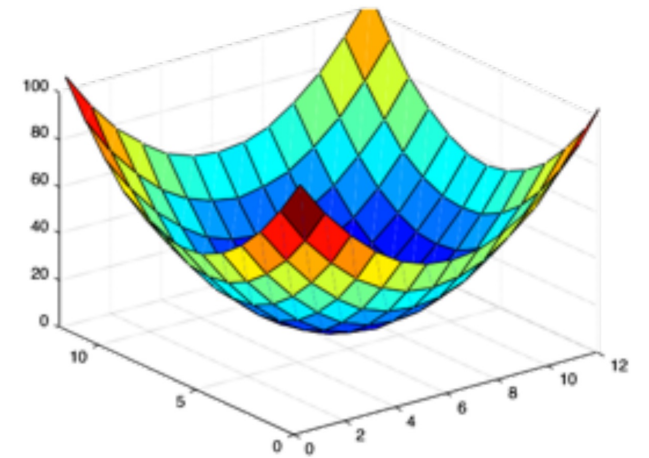
$$f(\Delta x, \Delta y) \approx (\Delta x \quad \Delta y) M \begin{pmatrix} \Delta x \\ \Delta y \end{pmatrix}$$



Flat



Edge



Corner

Idea: if  $f(\Delta x, \Delta y)$  is large for all  $(\Delta x, \Delta y)$ , the patch has a corner

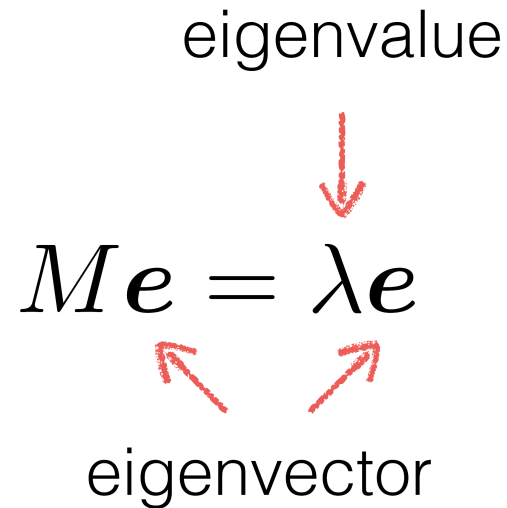
# Harris Corner Detector

Compute the eigenvalues and eigenvectors of  $M$

eigenvalue

$M\mathbf{e} = \lambda\mathbf{e}$

eigenvector



Eigenvalues: find the roots of  $\det(M - \lambda I) = 0$

Eigenvectors: for each eigenvalue, solve  $(M - \lambda I)\mathbf{e} = 0$



# Harris Corner Detector

## Real symmetric matrices

- All eigenvalues of a real symmetric matrix are real
- Eigenvectors corresponding to distinct eigenvalues are orthogonal

$$M = \sum_{x,y} w(x,y) \begin{bmatrix} I_x^2 & I_x I_y \\ I_x I_y & I_y^2 \end{bmatrix} = \begin{bmatrix} \sum_{x,y} w(x,y) I_x^2 & \sum_{x,y} w(x,y) I_x I_y \\ \sum_{x,y} w(x,y) I_x I_y & \sum_{x,y} w(x,y) I_y^2 \end{bmatrix}$$

Since  $M$  is symmetric, we have

$$M = R^{-1} \begin{bmatrix} \lambda_1 & 0 \\ 0 & \lambda_2 \end{bmatrix} R$$

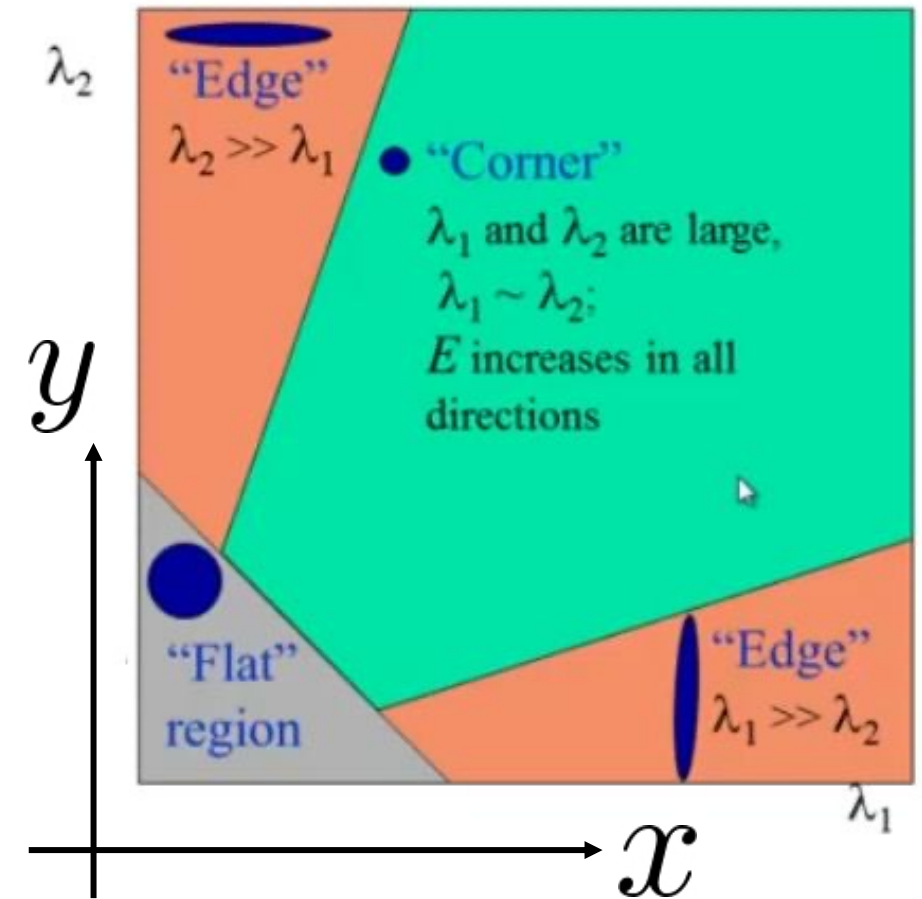
# Harris Corner Detector

## Interpreting Eigenvalues

$$M = R^{-1} \begin{bmatrix} \lambda_1 & 0 \\ 0 & \lambda_2 \end{bmatrix} R$$

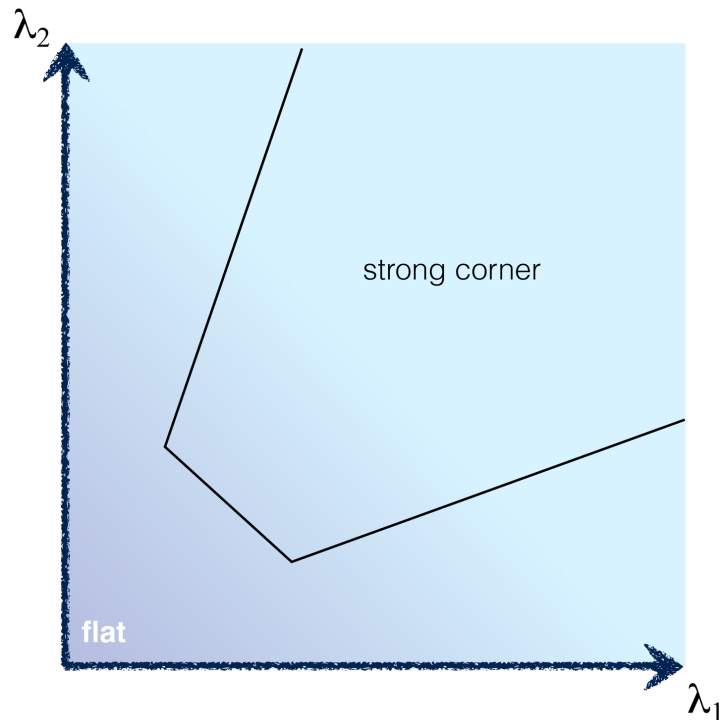
$$f(\Delta x, \Delta y) \approx (\Delta x \quad \Delta y) M \begin{pmatrix} \Delta x \\ \Delta y \end{pmatrix}$$

$\lambda_1$  X direction gradient       $\lambda_2$  Y direction gradient



# Harris Corner Detector

Define a score to detect corners



Option 1 Kanade & Tomasi (1994)

$$R = \min(\lambda_1, \lambda_2)$$

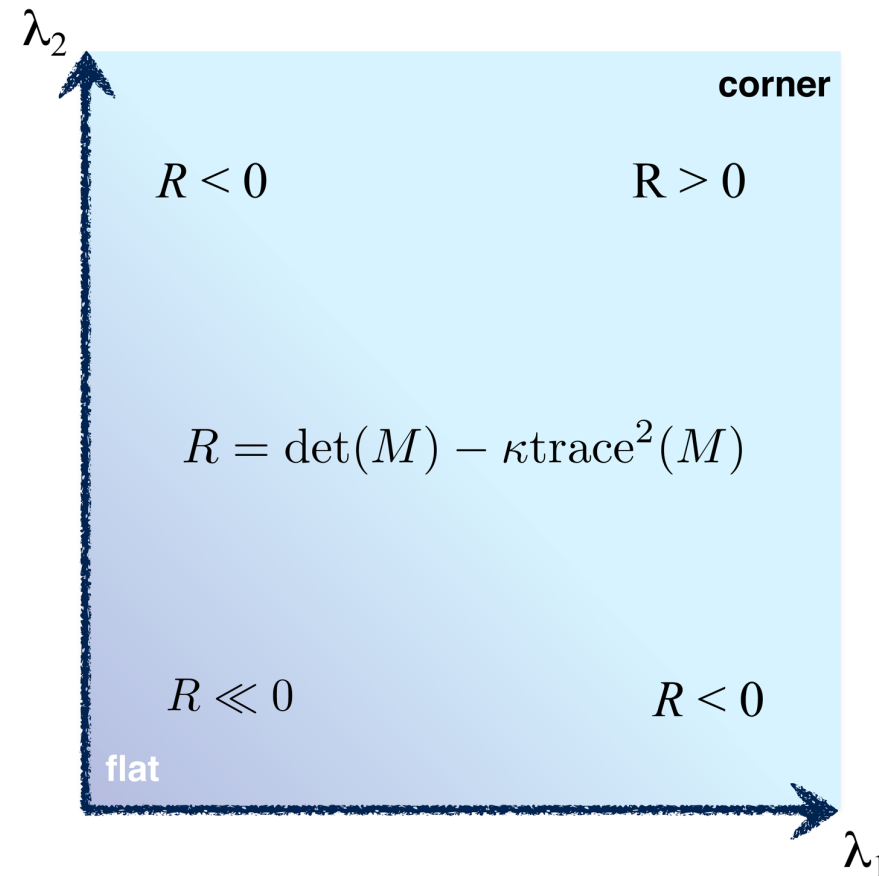
Option 2 Harris & Stephens (1988)

$$R = \lambda_1 \lambda_2 - \kappa(\lambda_1 + \lambda_2)^2$$

Can compute this more efficiently...

# Harris Corner Detector

Define a score to detect corners



$$R = \lambda_1 \lambda_2 - \kappa (\lambda_1 + \lambda_2)^2$$

$$\det M = \lambda_1 \lambda_2$$

$$\text{trace } M = \lambda_1 + \lambda_2$$

$$\det \left( \begin{bmatrix} a & b \\ c & d \end{bmatrix} \right) = ad - bc$$

$$\text{trace} \left( \begin{bmatrix} a & b \\ c & d \end{bmatrix} \right) = a + d$$

$$M = R^{-1} \begin{bmatrix} \lambda_1 & 0 \\ 0 & \lambda_2 \end{bmatrix} R$$

$$\det(\mathbf{AB}) = \det(\mathbf{A}) \det(\mathbf{B})$$

$$\text{tr}(\mathbf{P}^{-1} \mathbf{A} \mathbf{P}) = \text{tr}(\mathbf{A} \mathbf{P} \mathbf{P}^{-1}) = \text{tr}(\mathbf{A})$$

# Harris Corner Detector

1. Compute x and y derivatives of image

$$I_x = G_\sigma^x * I \quad I_y = G_\sigma^y * I \quad \text{Sobel filter}$$

2. Compute products of derivatives at each pixel

$$I_{x^2} = I_x \cdot I_x \quad I_{y^2} = I_y \cdot I_y \quad I_{xy} = I_x \cdot I_y$$

3. Compute the sums of products of derivatives at each pixel

Gaussian filter

$$S_{x^2} = G_{\sigma'} * I_{x^2} \quad S_{y^2} = G_{\sigma'} * I_{y^2} \quad S_{xy} = G_{\sigma'} * I_{xy}$$



# Harris Corner Detector

3. Determine the matrix at every pixel


$$M(x, y) = \begin{bmatrix} S_{x^2}(x, y) & S_{xy}(x, y) \\ S_{xy}(x, y) & S_{y^2}(x, y) \end{bmatrix}$$

4. Compute the response of the detector at each pixel


$$R = \det M - k(\text{trace}M)^2$$

5. Threshold on R and perform non-maximum suppression


# Non-Maximum Suppression (NMS)



(a) Strongest 250



(b) Strongest 500



(c) ANMS 250,  $r = 24$





(d) ANMS 500,  $r = 16$

adaptive non-maximal  
suppression  
Suppression radius  $r$






Two paired images

















# Further Reading

Section 3.2, 7.1, Computer Vision, Richard Szeliski

A COMBINED CORNER AND EDGE DETECTOR. Chris Harris & Mike Stephens. <http://www.bmva.org/bmvc/1988/avc-88-023.pdf>